








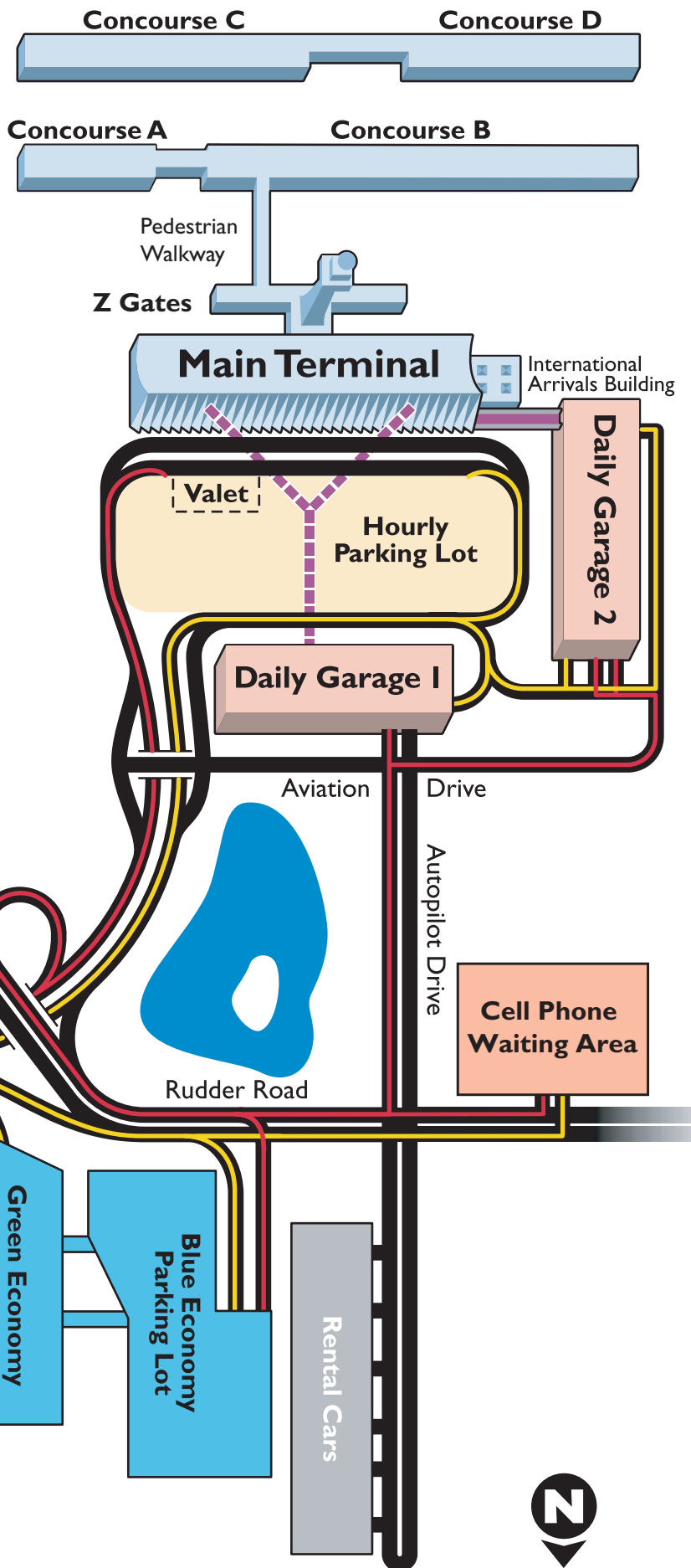


-  Hourly/Valet Parking
-  Daily Garages 1 & 2
-  Economy Parking
-  Cell Phone Waiting Area
-  Parking Entrance Routes
-  Parking Exit Routes
-  Covered Pedestrian Bridge to Main Terminal  
(accessible from the Ticketing Level connecting to the 3rd Level of Daily Garage 2)
-  Enclosed Walkway with Moving Sidewalks to Main Terminal  
(accessible from Lower Level of Daily Garage 1)
-  Pay & Go machines located in Main Terminal and Daily Garages 1 and 2



Dulles Access Road to Washington & Capital Beltway